



FINSWIMMING



Medal Standings

As of SUN 30 MAR 2025 at 15:12
 After 13 of 13 Events

Rank	Country	Men				Women				Mixed				Total				Rank by Total
		G	S	B	Tot.	G	S	B	Tot.	G	S	B	Tot.	G	S	B	Tot.	
1	HUN - Hungary	2	1	1	4	1		1	2					3	1	2	6	2
2	UKR - Ukraine		1	2	3	2	1	3	6					2	2	5	9	1
3	POL - Poland	2			2									2			2	6
4	GER - Germany	1	1	2	4		1		1					1	2	2	5	3
5	CMAS - World Underwater Federation									1	1	1	3	1	1	1	3	5
6	EGY - Egypt	1			1									1			1	=7
7	KOR - Republic of Korea		1	1	2		2		2						3	1	4	4
8	CHN - People's Republic of China							1	1							1	1	=7
	Total:	6	4	6	16	3	4	5	12	1	1	1	3	10	9	12	31	

Note:
 Rank by Total is calculated by the total number of gold, silver and bronze medals.

Legend:
 = Equal sign indicates that two or more Countrys share the same rank by total
S Silver
B Bronze
Tot. Total
G Gold



Results

Event Number 7

Record	Name	Country	Location	Date
WR	13.70 KABANOV Pavel	RUS	Ioannina (GRE)	30 JUN 2019

Rank	Lane	Name	Country Code	R.T.	Time	Time Behind
1	7	MOERSTEDT Justus	GER	0.88	14.25	+0.00
2	5	SHIN Myeongjun	KOR	0.86	14.56	+0.31
3	6	LOSSNER Niklas	GER	0.82	14.58	+0.33
4	3	LEE Dong Jin	KOR	0.85	14.60	+0.35
5	2	RODRIGUEZ LOPEZ Juan Camilo	COL	0.82	14.70	+0.45
6	1	HASSAN ELSAYED Tarek	EGY	0.88	14.82	+0.57
7	4	ZHANG Siqian	CHN	0.85	15.31	+1.06
8	8	YOON Youngjoong	KOR	0.96	17.33	+3.08

Legend:

R.T. Reaction Time WR World Record



Results


Event Number 8

Record	Name	Country	Location	Date
WR	18.41 ARBUZOV Andrey	RUS	Volos (GRE)	26 JUN 2016

Rank	Lane	Name	Country Code	R.T.	Time	Time Behind
1	4	KROPIDLOWSKI Szymon	POL	0.85	18.80	+0.00
2	7	FEDKIN Aleksei	AIN	0.83	19.13	+0.33
3	3	ARTAMONOV Artur	UKR	0.78	19.39	+0.59
4	6	CSEPLO Kelen	HUN	0.88	19.45	+0.65
5	2	DE ZALDIVAR Theo	FRA	0.84	19.60	+0.80
6	1	LASSERRE Kevin	FRA	0.81	19.62	+0.82
7	5	WORUM Rego	HUN	0.85	19.64	+0.84
8	8	SU Mingrui	CHN	0.90	19.80	+1.00

Legend:

R.T. Reaction Time **WR** World Record



Results

Event Number 4

	Record	Split	Name	Country	Location	Date
WR	40.81		KROPIDLOWSKI Szymon	POL	Godollo (HUN)	20 JUL 2023

Rank	Lane	Name	Country Code	R.T.	50m	Time	Time Behind
1	3	KROPIDLOWSKI Szymon	POL	0.84	(1) 19.72	41.41 21.69	+0.00
2	4	FEDKIN Aleksei	AIN	0.78	(3) 20.14	41.68 21.54	+0.27
3	5	CSEPLO Kelen	HUN	0.89	(2) 20.05	42.36 22.31	+0.95
4	1	DE ZALDIVAR Theo	FRA	0.82	(4) 20.43	42.95 22.52	+1.54
5	2	ARTAMONOV Artur	UKR	0.81	(5) 20.67	43.35 22.68	+1.94
6	7	LASSERRE Kevin	FRA	0.84	(8) 21.54	43.43 21.89	+2.02
7	6	SU Mingrui	CHN	0.90	(6) 20.72	44.30 23.58	+2.89
8	8	WORUM Rego	HUN	0.88	(7) 21.45	45.30 23.85	+3.89

Legend:

R.T. Reaction Time **WR** World Record



Results

Event Number 3

REVISED
29 MAR 15:40

Record	Split	Name	Country	Location	Date
WR	33.71	POSCHART Max	GER	Leipzig (GER)	24 APR 2022

Rank	Lane	Name	Country Code	R.T.	50m	Time	Time Behind
1	7	HASSAN ELSAYED Tarek	EGY	0.87	(3) 16.58	34.89 18.31	+0.00
2	4	MOERSTEDT Justus	GER	0.88	(5) 16.73	34.90 18.17	+0.01
3	2	SHIN Myeongjun	KOR	0.86	(2) 16.51	35.33 18.82	+0.44
4	6	RODRIGUEZ LOPEZ Juan Camilo	COL	0.85	(1) 16.48	35.44 18.96	+0.55
=5	3	OCAMPO LOZADA Juan Fernando	COL	0.90	(4) 16.64	35.99 19.35	+1.10
=5	5	LEE Dong Jin	KOR	0.88	(7) 17.60	35.99 18.39	+1.10
7	1	LOSSNER Niklas	GER	0.86	(6) 16.90	37.01 20.11	+2.12
	8	ZHANG Siqian	CHN			DNS	

Legend:

= Equal rank **DNS** Did Not Start **R.T.** Reaction Time **WR** World Record

REVISED

Name Correction for Athlete Moerstedt



Results

Event Number 11

Record	Splits	Name	Country	Location	Date
WR	1:18.65	OCAMPO LOZADA JF	COL	Volos (GRE)	26 JUN 2016

Rank	Lane	Name	Country Code	R.T.	50m	100m	150m	Time	Time Behind
1	4	KISS Nandor	HUN		(3) 18.97	(2) 38.83 19.86	(2) 59.84 21.01	1:20.09 20.25	+0.00
2	7	ZAKHAROV Oleksii	UKR		(7) 19.46	(5) 39.90 20.44	(5) 1:00.79 20.89	1:21.07 20.28	+0.98
3	5	MOERSTEDT Justus	GER	0.96	(1) 18.43	(1) 38.56 20.13	(3) 59.89 21.33	1:21.18 21.29	+1.09
4	6	MOZSAR Alex	HUN	0.84	(4) 19.03	(4) 39.10 20.07	(4) 1:00.21 21.11	1:21.91 21.70	+1.82
5	3	OCAMPO LOZADA Juan Fernando	COL	0.94	(2) 18.76	(3) 38.97 20.21	(1) 59.80 20.83	1:22.25 22.45	+2.16
6	2	LATAL Filip	CZE	0.99	(6) 19.38	(7) 40.12 20.74	(7) 1:01.81 21.69	1:23.50 21.69	+3.41
7	1	NASRELDIN Mohab	EGY	0.82	(5) 19.06	(6) 39.95 20.89	(6) 1:01.80 21.85	1:23.92 22.12	+3.83
8	8	TOPARLAK Derin	TUR	0.91	(8) 20.02	(8) 40.77 20.75	(8) 1:03.01 22.24	1:25.09 22.08	+5.00

Legend:

R.T. Reaction Time WR World Record



Results

Event Number 6

Record	Splits	Name	Country	Location	Date
WR	2:55.57	ZAKHAROV Oleksii	UKR	Lignano (ITA)	21 FEB 2021

Rank	Lane	Name	Country Code	R.T.	Time	Time Behind		
1	4	KISS Nandor	HUN		2:54.64	+0.00 WR		
50m (1)	20.12	100m (1) 41.44 21.32	150m (1) 1:02.79 21.35	200m (1) 1:24.43 21.64	250m (1) 1:46.22 21.79	300m (1) 2:08.68 22.46	350m (1) 2:31.60 22.92	23.04
2	5	MOZSAR Alex	HUN	0.92	2:58.77	+4.13		
50m (3)	20.44	100m (2) 41.99 21.55	150m (2) 1:03.50 21.51	200m (2) 1:25.42 21.92	250m (2) 1:48.10 22.68	300m (2) 2:11.20 23.10	350m (2) 2:35.02 23.82	23.75
3	3	ZAKHAROV Oleksii	UKR		2:59.87	+5.23		
50m (5)	20.82	100m (3) 42.97 22.15	150m (3) 1:05.31 22.34	200m (3) 1:28.09 22.78	250m (4) 1:51.42 23.33	300m (4) 2:14.95 23.53	350m (4) 2:38.51 23.56	21.36
4	7	YOON Youngjoong	KOR	0.96	3:01.97	+7.33		
50m (4)	20.77	100m (5) 43.09 22.32	150m (4) 1:05.52 22.43	200m (4) 1:28.23 22.71	250m (3) 1:50.83 22.60	300m (3) 2:13.87 23.04	350m (3) 2:37.31 23.44	24.66
5	8	LATAL Filip	CZE	0.97	3:04.90	+10.26		
50m (6)	21.26	100m (6) 43.81 22.55	150m (6) 1:07.18 23.37	200m (6) 1:30.49 23.31	250m (6) 1:54.27 23.78	300m (6) 2:18.43 24.16	350m (6) 2:42.20 23.77	22.70
6	2	NASRELDIN Mohab	EGY	0.85	3:05.00	+10.36		
50m (2)	20.32	100m (4) 43.01 22.69	150m (5) 1:05.94 22.93	200m (5) 1:29.96 24.02	250m (5) 1:53.72 23.76	300m (5) 2:17.79 24.07	350m (5) 2:41.90 24.11	23.10
7	6	TOPARLAK Derin	TUR	0.96	3:06.80	+12.16		
50m (7)	21.40	100m (7) 44.05 22.65	150m (7) 1:07.46 23.41	200m (8) 1:31.47 24.01	250m (8) 1:56.26 24.79	300m (8) 2:19.98 23.72	350m (7) 2:43.36 23.38	23.44
8	1	DRAZBA Filip	POL	0.96	3:06.87	+12.23		
50m (8)	22.33	100m (8) 45.25 22.92	150m (8) 1:07.90 22.65	200m (7) 1:31.13 23.23	250m (7) 1:55.24 24.11	300m (7) 2:19.67 24.43	350m (8) 2:43.68 24.01	23.19

Legend:

R.T. Reaction Time WR World Record



Results


Event Number 1

Record	Name	Country	Location	Date
WR	15.10 ZHU Bao Zhen	CHN	Kaohsiung (CHN)	23 JUL 2009

Rank	Lane	Name	Country Code	R.T.	Time	Time Behind
1	7	SLISEVA Diana	AIN	0.82	15.80	+0.00
2	6	YOON Miri	KOR	0.87	16.06	+0.26
3	4	HU Yaoyao	CHN	0.92	16.21	+0.41
4	8	MAKARENKO Anastasiia	UKR	0.86	16.25	+0.45
=5	1	UVAROVA Viktoriia	UKR	0.83	16.31	+0.51
=5	5	SEO Uijin	KOR	0.78	16.31	+0.51
7	3	SHU Chengjing	CHN	0.93	16.88	+1.08
8	2	AGUIRRE JOYA Paula Alejandra	COL	0.96	17.38	+1.58

Legend:

= Equal rank R.T. Reaction Time **WR** World Record



Results

Event Number 2

Record	Name	Country	Location	Date
WR	20.52 SENANSZKY Petra	HUN	Wroclaw (POL)	21 JUL 2017

Rank	Lane	Name	Country Code	R.T.	Time	Time Behind
1	5	ANDREEVA Valeriia	AIN	0.84	21.78	+0.00
2	2	GILEVA Irina	AIN	0.80	21.86	+0.08
3	7	TYMOSHENKO Yevheniia	UKR	0.82	22.01	+0.23
4	6	PERNYESZ Dorottya	HUN	0.78	22.10	+0.32
5	3	TURUCZ Zoe	HUN	0.78	22.35	+0.57
6	8	LAMAKH Sofiya	UKR	0.84	22.36	+0.58
7	4	PLACZEK Lilly	GER	0.85	22.45	+0.67
8	1	HE Pin-Li	TPE	0.86	22.62	+0.84

Legend:

R.T. Reaction Time **WR** World Record



Results

Event Number 10

	Record	Split	Name	Country	Location	Date
WR	45.16		SENANSZKY Petra	HUN	Wroclaw (POL)	22 JUL 2017

Rank	Lane	Name	Country Code	R.T.	50m	Time	Time Behind
=1	4	PERNYESZ Dorottya	HUN	0.77	(1) 22.98	47.82 24.84	+0.00
=1	6	TYMOSHENKO Yevheniia	UKR	0.81	(2) 23.06	47.82 24.76	+0.00
3	8	TURUCZ Zoe	HUN	0.77	(6) 23.68	48.46 24.78	+0.64
4	3	LAMAKH Sofiya	UKR		(4) 23.48	48.51 25.03	+0.69
5	7	GILEVA Irina	AIN	0.82	(3) 23.44	48.86 25.42	+1.04
6	1	ANDREEVA Valeriia	AIN	0.82	(7) 23.87	49.04 25.17	+1.22
7	5	HE Pin-Li	TPE	0.86	(5) 23.62	49.19 25.57	+1.37
8	2	PLACZEK Lilly	GER	0.84	(8) 23.97	49.91 25.94	+2.09

Legend:

= Equal rank R.T. Reaction Time **WR** World Record



Results


Event Number 9

Record	Split	Name	Country	Location	Date
WR	37.75	HU Yaoyao	CHN	Belgrade (SRB)	16 JUL 2024

Rank	Lane	Name	Country Code	R.T.	50m	Time	Time Behind
1	3	SLISEVA Diana	AIN	0.78	(1) 18.23	39.04 20.81	+0.00
2	5	SEO Uijin	KOR	0.76	(=2) 18.60	39.43 20.83	+0.39
3	2	UVAROVA Viktoriia	UKR	0.81	(4) 18.77	39.44 20.67	+0.40
4	6	AGUIRRE JOYA Paula Alejandra	COL	0.90	(=2) 18.60	39.95 21.35	+0.91
5	4	HU Yaoyao	CHN	0.87	(5) 19.17	39.97 20.80	+0.93
6	7	MAKARENKO Anastasiia	UKR	0.89	(6) 19.26	40.05 20.79	+1.01
7	8	YOON Miri	KOR	0.87	(7) 19.27	40.84 21.57	+1.80
8	1	SHU Chengjing	CHN	0.91	(8) 19.81	42.12 22.31	+3.08

Legend:

= Equal rank R.T. Reaction Time **WR** World Record




Results

Event Number 5

Record	Splits	Name	Country	Location	Date
WR	1:25.41	BARANOVSKAYA Valeriya	RUS	Wroclaw (POL)	21 JUL 2017

Rank	Lane	Name	Country Code	R.T.	50m	100m	150m	Time	Time Behind
1	4	MARKINA Vlada	AIN	0.90	(1) 20.81	(1) 42.85 22.04	(1) 1:05.50 22.65	1:28.48 22.98	+0.00
2	2	RUTZE Michele	GER	0.91	(3) 21.50	(2) 43.99 22.49	(2) 1:07.35 23.36	1:31.24 23.89	+2.76
3	5	HRECHKO Sofiia	UKR		(=4) 22.30	(6) 46.26 23.96	(4) 1:10.06 23.80	1:32.47 22.41	+3.99
4	6	KUPRESSOVA Elizaveta	AIN		(6) 22.32	(4) 45.66 23.34	(3) 1:09.76 24.10	1:33.78 24.02	+5.30
5	7	MAGDY HAGRASS Nada	EGY	0.95	(=4) 22.30	(5) 45.73 23.43	(5) 1:10.08 24.35	1:34.34 24.26	+5.86
6	3	UVAROVA Viktoriia	UKR	0.85	(2) 21.24	(3) 45.10 23.86	(6) 1:10.40 25.30	1:35.83 25.43	+7.35

Legend:				
=	Equal rank	R.T.	Reaction Time	WR World Record



Results

Event Number 12

Record	Splits	Name	Country	Location	Date
WR	3:12.10	SUN Yiting	CHN	Belgrade (SRB)	16 JUL 2018

Rank	Lane	Name	Country Code	R.T.	Time	Time Behind
1	3	HRECHKO Sofia	UKR	0.97	3:15.77	+0.00
50m (6) 23.55	100m (5) 47.75 24.20	150m (5) 1:12.78 25.03	200m (4) 1:38.14 25.36	250m (4) 2:03.19 25.05	300m (2) 2:28.19 25.00	350m (2) 2:52.62 24.43
2	5	YAKOVLEVA Anna	UKR		3:16.35	+0.58
50m (3) 22.94	100m (2) 47.17 24.23	150m (1) 1:11.92 24.75	200m (1) 1:37.26 25.34	250m (1) 2:02.62 25.36	300m (1) 2:27.95 25.33	350m (1) 2:52.00 24.05
3	6	MARKINA Vlada	AIN	0.87	3:17.42	+1.65
50m (1) 22.54	100m (1) 46.93 24.39	150m (3) 1:12.00 25.07	200m (3) 1:37.70 25.70	250m (3) 2:02.68 24.98	300m (3) 2:28.25 25.57	350m (3) 2:53.10 24.85
4	4	KUPRESSOVA Elizaveta	AIN	0.91	3:19.87	+4.10
50m (5) 23.45	100m (=3) 47.21 23.76	150m (2) 1:11.96 24.75	200m (2) 1:37.33 25.37	250m (2) 2:02.64 25.31	300m (4) 2:28.48 25.84	350m (4) 2:54.13 25.65
5	2	MAGDY HAGRASS Nada	EGY	0.96	3:24.60	+8.83
50m (4) 23.23	100m (6) 47.98 24.75	150m (6) 1:13.20 25.22	200m (5) 1:38.72 25.52	250m (5) 2:04.63 25.91	300m (5) 2:31.39 26.76	350m (5) 2:58.31 26.92
6	7	RUTZE Michele	GER	0.87	3:26.52	+10.75
50m (2) 22.55	100m (=3) 47.21 24.66	150m (4) 1:12.67 25.46	200m (6) 1:39.17 26.50	250m (6) 2:06.04 26.87	300m (6) 2:32.72 26.68	350m (6) 3:00.13 27.41

Legend:

= Equal rank R.T. Reaction Time **WR** World Record